



Child Development Services

2024 ANNUAL REPORT



Introduction

Easterseals Southern California (ESSC) Child Development Services (CDS) offer comprehensive and inclusive programs for children from birth to five years of age, as well as pregnant mothers and their families.

Our services are designed to enhance a child's development and help them reach their full potential during their crucial early years. Services are delivered by a team of highly trained professionals, including early childhood educators, home visitors, developmental specialists, and family support coordinators, who work collaboratively to meet the unique needs of each child and family.

ESSC Child Development programs provide family-centered support and education, empowering parents and caregivers to advocate for their child's needs, access community resources, and foster their child's development at home. We host workshops to equip parents and caregivers with valuable information, skills, and strategies for supporting their child's development and navigating the challenges of raising a child with a disability.

Since 2002, ESSC has operated Head Start, Early Head Start, California Department of Education, and California Department of Social Services programs for children ages 0-5 years old and for pregnant women in Ventura, San Bernardino, and North San Diego Counties.



ESSC receives funding from the Administration of Children and Families to operate Head Start, Early Head Start, and Early Head Start Childcare Partnerships. Additionally, ESSC receives funds from the County of San Bernardino Preschool Services Department to serve as a Delegate Agency for Head Start and Early Head Start for services in San Bernardino County. ESSC also provides State Preschool and General Childcare service.



Early Head Start

This federally funded program serves children aged 0-3 years and pregnant women. Families have several program options, including **center-based full day**/full year services (8-10 hours per day), **home-based weekly visits** with two **socializations** per month, and **family childcare** with varying hours.

In the 2023-2024 period, approximately 20% of the children served had a disability.

Head Start

This federally funded program serves children aged 3-5 years. Families have several program options, including **center-based full day**/full year services (10 hours per day), **center-based part day** services (128 days per year, 3 ½ hours per day, 4 days per week), **center-based extended day** services (8 hours per day, 175 days per year), and **home-based weekly visits** with two **socializations** per month.

In the 2023-2024 period, approximately 23% of the children served had a disability.

Funded Enrollment



Early Head Start

ESSC serves 478 infants and toddlers, ages 0-3, and pregnant women in San Bernardino County, Ventura County, and North San Diego County through various program options, including center-based, home-based, childcare partnership and family childcare homes. In the 2023-2024 period, a total of 543 children (480 families) and 10 pregnant mothers were served in this program. Additionally, ESSC serves 104 infants and toddlers in San Bernardino County through its Delegate services with center-based and home-based programs in the cities of Upland, Ontario, Rancho Cucamonga, Fontana, Chino, and Montclair, through a contract with the County of San Bernardino.

In the 2023-2024 period, a total of 171 children (161 families) were served in this program.

Head Start

ESSC serves a total of 102 preschool children aged 3-5 in North San Diego County through center-based, home-based, and family childcare services.

In the 2023-2024 period, a total of 90 children (87 families) were served in these programs. ESSC was unable to serve the total amount of funded slots due to capacity restrictions. Additionally, ESSC serves 307 preschool children in San Bernardino County through Delegate services with center-based and home-based services. In the 2023-2024 period, a total of 273 children (258 families) were served in these programs. ESSC was unable to serve the total amount of funded slots due to capacity restrictions and lack of interest in part day classes. Easterseals serves 171 preschool children in North San Diego County with center-base and home-base services.

In 2022-2023, a total of 104 children (90 families) were served in these Head Start programs.



Parent Involvement

Parent involvement is crucial to the success and growth of our programs. We encourage parents to participate in various committees and events throughout the year, including:

- ▶ Policy Council/Committee: A governing group of parents and community representatives that provides shared decision-making with the Board of Directors.
- ▶ Parent Advisory Committee: All parents enrolled in CDS can be part of the Parent Committee and assist with program decisions at the center program level.
- ▶ Health Services Advisory Committee: Parents and community partners discuss various health topics and share resources.
- ▶ Parent Workshops: Workshops on resume building and interview tips to help parents prepare for employment.
- ▶ The Week of the Young Child: A week dedicated to young children with activities that celebrate their importance and love.



School Readiness



Easterseals Child Development Services prepare children for kindergarten and beyond.

Each day, various developmentally appropriate activities are planned and implemented within indoor and outdoor environments at each center. ESSC staff conduct assessments for each child during these planned activities and classroom routines three times throughout the year, using the Desired Results Developmental Profile 2015 (DRDP 2015) Assessment. The DRDP 2015 Assessment focuses on skills and abilities needed for kindergarten entry within five main learning domains.

In 2023-2024, the School Readiness goals were as follows:

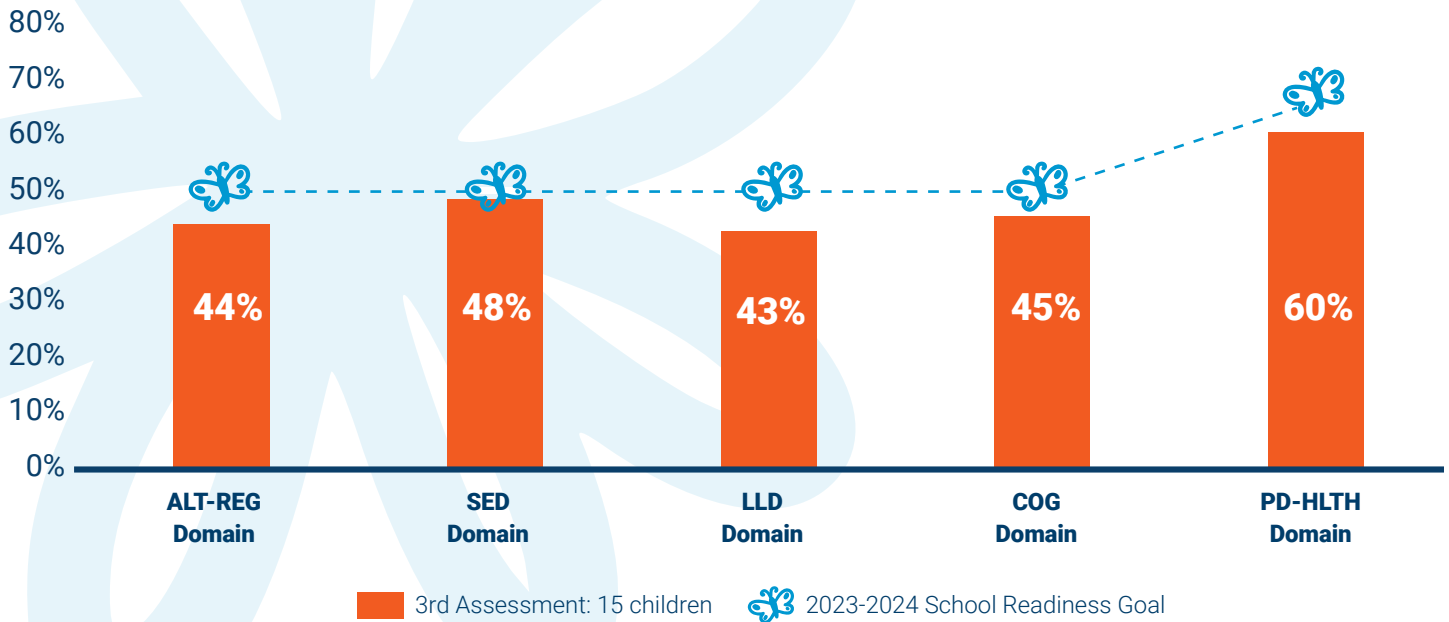
Children will demonstrate coordination of movements, including small and large muscle control, through eye-hand coordination, hand strength, and dexterity. They will practice healthy and safe habits routinely.

Domains	Children will...
Social and Emotional Development	Children will demonstrate positive social skills, interactions, and emotional behaviors and abilities.
Approaches to Learning	Children will participate in creative and imaginative activities that provide ways to express thoughts, feelings, and experiences in order to strengthen their abilities and knowledge in all areas of development.
Language & Literacy	Children will demonstrate an understanding of language and literacy experiences. These activities are designed to strengthen their abilities and knowledge across all areas of development.
Cognitive & General Knowledge	Children will engage in both teaching and self-directed activities that foster initiative, curiosity, persistence, attentiveness, and cooperation. They will gather information to analyze and solve problems related to their natural and physical world.



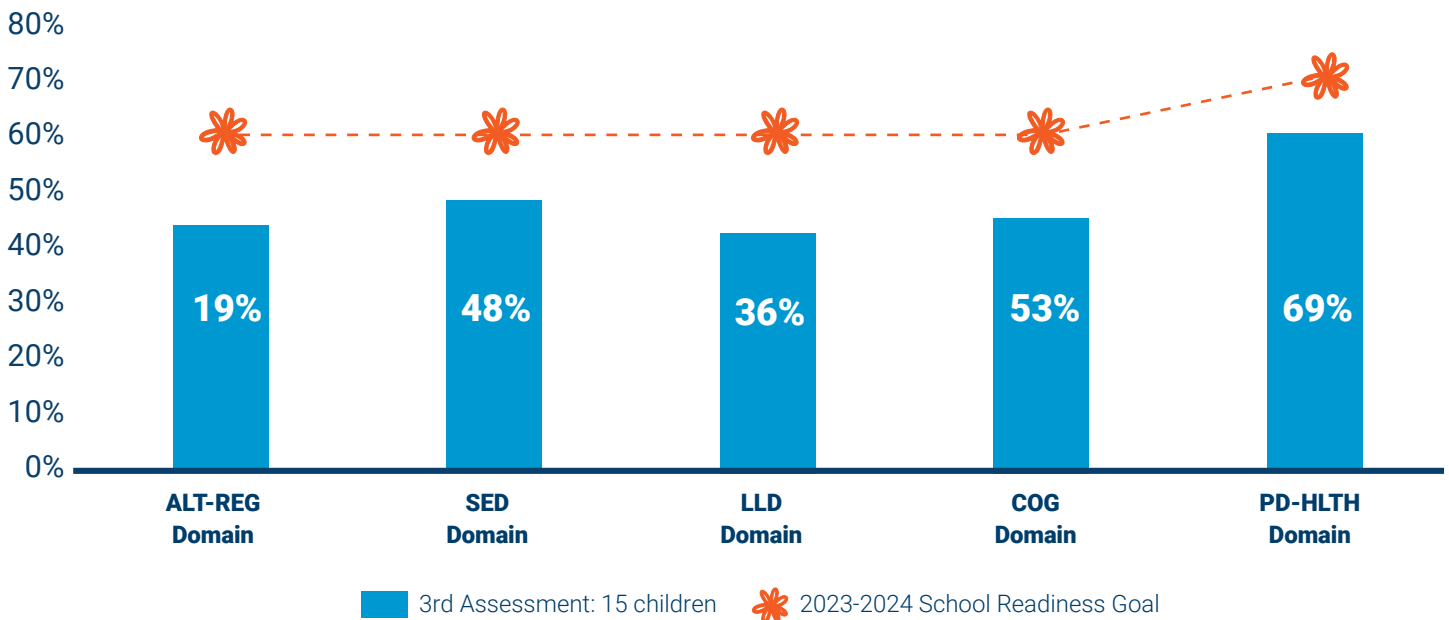
Early Head Start Grantee

Children At or Above Exploring Later
1st Assessment vs. School Readiness
2023-2024 Program Year



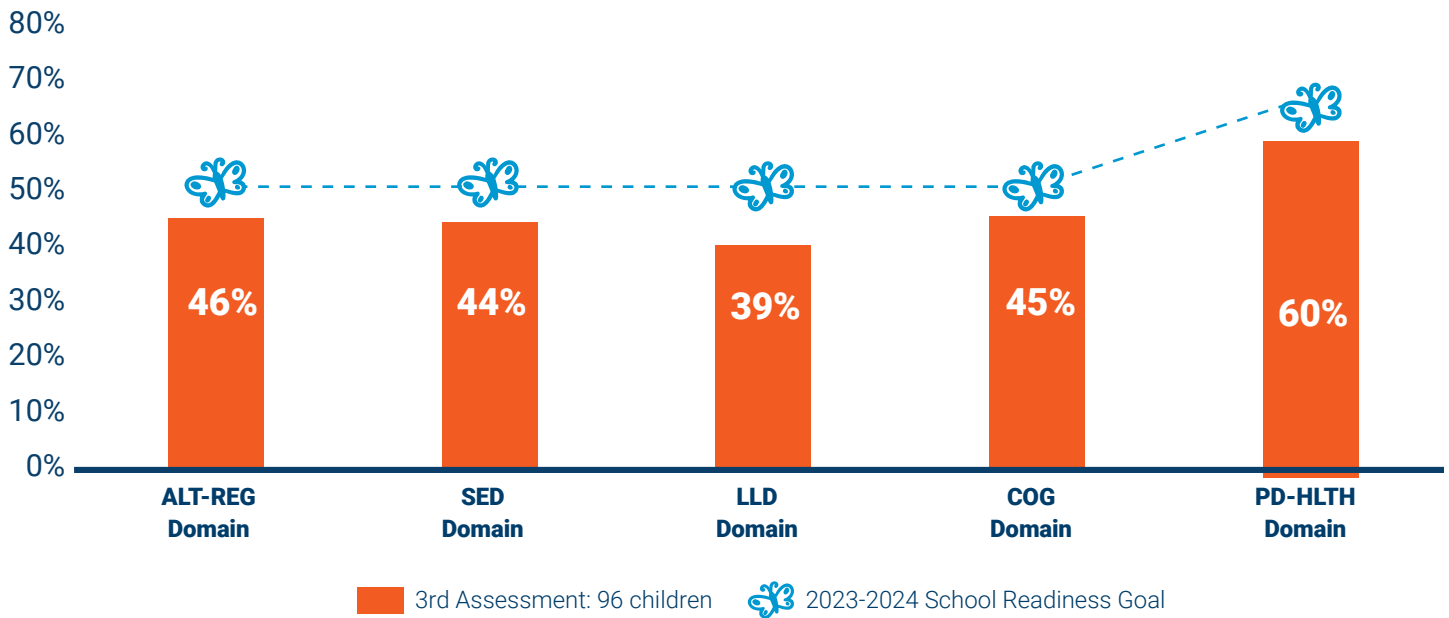
Head Start Grantee

Children at Building Middle or Higher
3rd Assessment vs. School Readiness Goals
2023-2024 Program Year



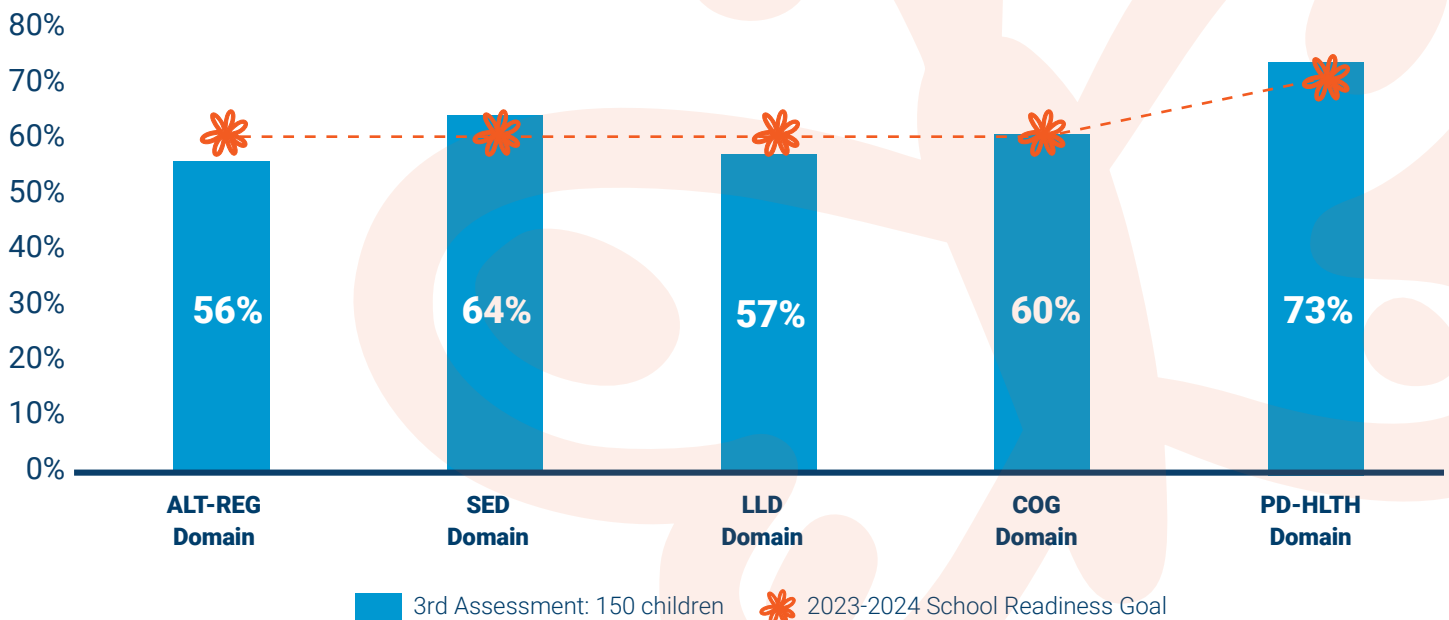
Early Head Start Delegate

Children At or Above Exploring Later
1st Assessment vs. 3rd Assessment
2023-2024 Program Year



Head Start Delegate

Children At Building Middle or Above
3rd Assessment vs. School Readiness Goals
2023-2024 Program Year



Enrollment

EARLY HEAD START ENROLLMENT

Households using public assistance, foster care, or are homeless

49%

Number of children with continuous, accessible dental care provided by an oral health care professional, which includes access to preventive care and dental treatment

79%

Total number of families receiving services under the Special Supplemental Nutrition Program for Women, Infants, and Children (WIC)

66%

Emergency/crisis intervention, Housing assistance, & Mental health services

51%

Dual Language Learners

56%

Single parent households

75%

Families received resources on healthy eating and nutrition

40%

HEAD START ENROLLMENT

Households using public assistance, foster care, or are homeless

34%

Number of children with continuous, accessible dental care provided by an oral health care professional, which includes access to preventive care and dental treatment

97%

Total number of families receiving services under the Special Supplemental Nutrition Program for Women, Infants, and Children (WIC)

59%

Emergency/crisis intervention, Housing assistance, & Mental health services

56%

Dual Language Learners

56%

Single parent households

70%

Families received resources on healthy eating and nutrition

53%



Audit and Review Results

To date, the 2024 agency audit has not been completed. ESSC is awaiting results.

In February 2024, ESSC participated in the Contract Monitoring Review with California Department of Social Services. Monitored summary showed ESSC met all requirements.

Our Staff



Our staff data ethnicity and generational only CDS

Black or African American	4%
Asian	9%
Caucasian	10%
Hispanic or Latino	69%
Bi-racial	1%
Not Specific	1%

Staff Generational

Baby Boomer: 1946-1964	12%
Generation X: 1965-1979	21%
Millennial: 1980-1994	27%
Generation Z: 1995-2012	40%

Teaching staff education levels

Master's Degree	1%
Bachelor's Degree	63%
Associate Degree	32%
Permit Only	4%

abc





Financials

Program Information Report and Financial Data

— FISCAL YEAR 2023-2024 —

Administration of Children and Families
(GRANTEE PROGRAM)
Fiscal Year 2024 (January 1 - December 31, 2024)

EARLY HEAD START / HEADSTART

Budget Category	North San Diego and San Bernardino County Early Head Start			North San Diego Head Start		
	Budget	Expenses	Budget Balance	Budget	Expenses	Budget Balance
Personnel	\$1,396,088	\$1,460,174	\$(64,086)	\$769,231	\$770,029	\$(798)
Fringe Benefits	491,453	412,571	78,882	314,410	252,779	61,631
Out-of-Town Travel	24,300	954	23,346	6,620	909	5,711
Equipment						
Supplies	200,989	63,112	137,877	61,128	29,908	31,220
Contractual	574,840	416,097	158,743	453,288	113,592	339,696
Major Renovations						
Other	958,527	518,564	439,963	511,005	216,561	294,444
TOTAL BUDGET	\$3,646,197	\$2,871,472	\$774,725	\$2,115,682	\$1,383,778	\$731,904

EARLY HEAD START CHILD CARE PARTNERSHIP

Budget Category	North San Diego			Ventura		
	Budget	Expenses	Budget Balance	Budget	Expenses	Budget Balance
Personnel	\$777,657	\$364,701	\$412,956	\$944,783	\$768,649	\$176,134
Fringe Benefits	347,425	95,733	251,692	381,642	223,702	157,940
Out-of-Town Travel	4,100	1,061	3,039	1,920	663	1,257
Equipment						
Supplies	110,910	52,071	58,839	94,964	98,968	(4,004)
Contractual	1,149,320	1,000,828	148,492	64,768	25,640	39,128
Major Renovations						
Other	342,892	271,937	\$70,955	714,750	403,242	311,508
TOTAL BUDGET	\$2,732,304	\$1,786,331	\$945,973	\$2,202,827	\$1,520,864	\$681,963



LOW COST EXTENSION – EARLY HEAD START / HEAD START

Budget Category	North San Diego and Upland Early Head Start			North San Diego Head Start		
	Budget	Expenses	Budget Balance	Budget	Expenses	Budget Balance
Personnel	\$111,896	\$113,066	\$(1,170)	\$61,511	\$91,780	\$(30,269)
Fringe Benefits	273,691	37,882	235,809	209,954	15,791	194,163
Out-of-Town Travel	852	342	\$510	1,035		1,035
Equipment						
Supplies	63,280	214,701	(151,421)	93,765	49,566	44,199
Contractual		9,858	(9,858)		13,187	(13,187)
Major Renovations						
Other	156,412	230,283	(73,871)	59,863	177,259	(117,396)
TOTAL BUDGET	\$606,131	\$606,132	\$(1)	\$426,128	\$347,583	\$78,545

LOW COST EXTENSION – EARLY HEAD START CHILD CARE PARTNERSHIP – NORTH SAN DIEGO

MAJOR RENOVATIONS – VENTURA

Budget Category	North San Diego			Ventura		
	Budget	Expenses	Budget Balance	Budget	Expenses	Budget Balance
Personnel	\$117,257	\$97,191	\$20,066			
Fringe Benefits	148,324	31,037	117,287			
Out-of-Town Travel	1,979		1,979			
Equipment						
Supplies	94,480	216,113	(121,633)			
Contractual	12,374	14,975	(2,601)			
Major Renovations				1,360,056	381,107	978,949
Other	46,432	61,530	(15,098)			
TOTAL BUDGET	\$420,846	\$420,846		\$1,360,056	\$381,107	\$978,949

Preschool Services Department
(DELEGATE PROGRAM)
FY 2023-2024 (July 1, 2023 - June 30, 2024)

HEAD START / EARLY HEAD START

Budget Category	San Bernardino County Head Start			San Bernardino County Early Head Start		
	Budget	Expenses	Budget Balance	Budget	Expenses	Budget Balance
Personnel	\$2,042,824	\$1,916,603	\$126,221	\$900,635	\$749,656	\$150,979
Fringe Benefits	569,840	573,761	(3,921)	255,660	206,590	49,070
Out-of-Town Travel						
Equipment						
Supplies	81,000	78,966	2,034	83,424	80,419	3,005
Contractual	27,999	30,799	(2,800)	13,300	10,932	2,368
Other	594,021	615,361	(21,340)	304,468	264,855	39,613
TOTAL BUDGET	\$3,315,684	\$3,215,491	\$100,193	\$1,557,487	\$1,312,452	\$245,035



California State Contracts
FY 2023-2024 (July 1, 2023 - June 30, 2024)

STATE PRESCHOOL – CALIFORNIA DEPARTMENT OF EDUCATION

Budget Category	North San Diego			Inland Empire and Ventura		
	Budget	Expenses	Budget Balance	Budget	Expenses	Budget Balance
Personnel	\$813,147	\$457,501	\$355,646	\$1,285,665	\$1,144,182	\$141,484
Fringe Benefits	180,000	100,258	79,742	271,914	271,914	
Out-of-Town Travel						
Equipment						
Supplies	67,307	56,030	11,277	225,125	195,863	29,262
Contractual	20,000	10,925	9,075	16,351	16,351	
Other	381,933	209,133	172,800	324,703	294,355	30,348
TOTAL BUDGET	\$1,462,387	\$833,847	\$628,540	\$2,123,758	\$1,922,664	\$201,094



GENERAL CHILD CARE – CALIFORNIA DEPARTMENT OF SOCIAL SERVICES

Budget Category	North San Diego			Inland Empire and Ventura		
	Budget	Expenses	Budget Balance	Budget	Expenses	Budget Balance
Personnel	\$436,488	\$334,380	\$102,108	2,672,950	\$2,070,622	\$602,328
Fringe Benefits	119,656	82,044	37,612	525,000	510,984	14,016
Out-of-Town Travel				570,500	464,315	106,185
Equipment						
Supplies	77,260	36,008	41,252			
Contractual	7,960	3,774	4,186	25,000	24,596	404
Other	148,390	103,152	\$45,238	464,053	443,989	20,064
TOTAL BUDGET	\$789,754	\$559,357	\$230,397	\$4,257,503	\$3,514,505	\$742,998

Revenue & Expense Summary

COMBINED FY 2024

INCOME FROM OPERATIONS

National Program Grant	\$10,850
Corporate Sponsors	624,295
Special Events	281,189
Foundations	2,292,964
Bequests	1,331,924
Individual Giving	537,212
Government Grants	22,516,092
Regional Center	45,611,652
Supported Employment	349,641
Insurance Services	457,075,096
Program Service Fees	1,214,188
Unrealized Gains and Losses	3,300,280
Miscellaneous Income	3,897,557

TOTAL INCOME FROM OPERATIONS \$539,042,941

EXPENSES FROM OPERATIONS

Salaries and Wage Administration	\$160,764,498
Employee Benefits	16,099,601
Payroll Taxes	11,764,130
Temporary Help	3,936,602

SALARIES AND RELATED EXPENSES \$192,564,831

Legal and Professional Fees	\$270,215,563
Hiring Costs	1,854,305
Supplies	7,032,718
Telecommunications	1,686,760
Postage and Shipping	299,945
Occupancy	4,929,938
Minor Equipment Additions and Repairs	11,636,306
Interest Expense	86,909
Advertising	4,520,829
Client Travel and Mileage Reimbursement	4,444,742
Professional Education	1,313,392
Workers Compensation Insurance	3,387,401
Gen'l Liability and Unemployment Ins	1,686,223
Miscellaneous Expense	2,359,374
Depreciation	3,344,839
Amortization	76,350
Pension	6,932,159
Membership Fee to National	366,692
Allowance for Bad Debt	511,110
Employee Relations	782,830

TOTAL EXPENSES FROM OPERATIONS \$520,033,216
EXCESS REVENUE OVER (UNDER) EXPENSES \$19,009,725




Volunteers

PRESCHOOL SERVICES DEPARMENT VOLUNTEER COUNT

HEAD START	EARLY HEAD START
CUMULATIVE VOLUNTEERS	CUMULATIVE VOLUNTEERS
133 TOTAL	96 TOTAL

Our Locations



SAN BERNARDINO COUNTY

Child Development Services
Administrative Office
4688 Ontario Mills Pkwy
Ontario, CA 91764
909.476.1284

Ontario Phillips

Child Development Center
1102 W. Phillips
Ontario, CA 91762
909.981.4668
Lic# 364846373
Lic# 364846374

Ontario Haven

Child Development Center
2999 South Haven Avenue
Ontario, CA 91761
909.923.3352
Lic# 364817393
Lic# 364817394

Valley View Infant Center

1801 East 6th Street
Ontario, CA 91764
909.946.9136
Lic# 364840425
Lic# 364840509



Montclair

Child Development Center
9950 Monte Vista Avenue
Montclair, CA 91763
909.626.1700
Lic# 364840169, Lic# 364846634

VENTURA

Child Development Services
Child Development Center
10730 Henderson Road
Ventura, CA 93004
805.641.1141
Lic# 566214141, Lic# 566215650



NORTH SAN DIEGO CHILD DEVELOPMENT SERVICES

Administrative Office
2430 Auto Park Way, Suite 101
Escondido, CA 92029
760.743.1185

Encinitas

Opened April 2024
511 Saxony Place
Encinitas, CA 92024
Lic# 376105159





NORTH SAN DIEGO CHILDCARE PARTNERS

Escondido Union High School District
2200 Glenridge Road
Escondido, CA 92027
Lic# 374845398

Escondido
Community Child Development Center
819 W 9th Ave
Escondido, CA 92025
Lic# 372005139

North County Community Services
950 N Fig St.
Escondido, CA 92026
Lic# 376300038


North County Community Services
709 San Diego St.
Oceanside, CA 92058
Lic# 372005131

North County Community Services
1317 Oak Hill Dr.
Escondido, CA 92027
Lic# 376600505

Luz Rivera
540 N. Elm Street
Escondido, CA 92025
Lic# 376613011

Hortencia Mata
820 Paula Street
Escondido, CA 92027
Lic# 376616501

Sandra Vega
2470 Cranston Dr.
Escondido 92025
Lic# 376626042





Easterseals makes a lasting difference each day by providing essential disability and community services to children, adults, and their families.

For more than 100 years, we have worked tirelessly with our partners to enhance quality of life and expand local access to healthcare, education, and employment opportunities.





1063 McGaw Avenue, Suite 100 • Irvine, CA 92614
714.834.1111 • easterseals.com/southernca